



## Cremonese fix E=6,5 con bilanciere

		L							Nº
argento	660	555	6,5	190	455 - 660	220	-	20	<a href="#">212028<sup>1)</sup></a>
	840	736,5	6,5	300	661 - 840	190,5	1	20	<a href="#">212029</a>
	1090	986,5	6,5	400	841 - 1.090	260,5	1	20	<a href="#">212031</a>
	1340	1.236,5	6,5	500	1.091 - 1.340	260,5	1	10	<a href="#">212033</a>
	1590	1.486,5	6,5	600	1.341 - 1.590	260,5	1	10	<a href="#">212035</a>
	1700	1.596,5	6,5	700	1.591 - 1.700	260,5	1	10	<a href="#">212037</a>
	1950	1.846,5	6,5	1.050	1.701 - 1.950	260,5	1	10	<a href="#">212038</a>
	2200	2.096,5	6,5	1.050	1.951 - 2.200	260,5	1	10	<a href="#">212040</a>

<sup>1)</sup> Per l'avvitamento del frontale usare il fermo per frontale (cod. 213287)


### Tabella posizionamento viti

Nº		1	2	3	4	5	6	7	8	9	10	11	12
<a href="#">212028</a>	2	18,5	91,5										
<a href="#">212029</a>	3	18,5	91,5	429									
<a href="#">212031</a>	5	18,5	91,5	228,5	474	617							
<a href="#">212033</a>	6	18,5	91,5	328,5	574	685	868,5						
<a href="#">212035</a>	9	18,5	91,5	270	360	428,5	674	830	920	1.119			
<a href="#">212037</a>	9	18,5	91,5	270	360	528,5	774	930	1.020	1.229			
<a href="#">212038</a>	11	18,5	91,5	270	360	550	705	795	863,5	1.124	1.388	1.465	
<a href="#">212040</a>	12	18,5	91,5	270	360	550	705	795	863,5	1.124	1.388	1.465	1.729

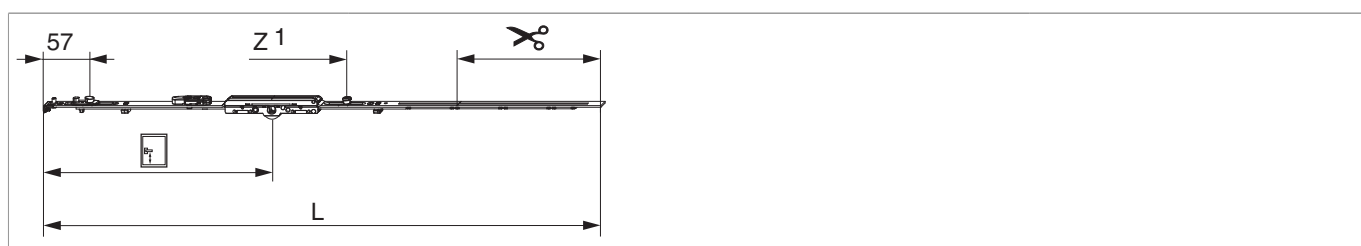
### Tabella punti di chiusura

Nº		Z1	Z2	Z3
<a href="#">212028</a>	0			
<a href="#">212029</a>	1	395		
<a href="#">212031</a>	1	540		
<a href="#">212033</a>	1	640		
<a href="#">212035</a>	2	315	875	
<a href="#">212037</a>	2	315	975	
<a href="#">212038</a>	3	315	750	1.420
<a href="#">212040</a>	3	315	750	1.420

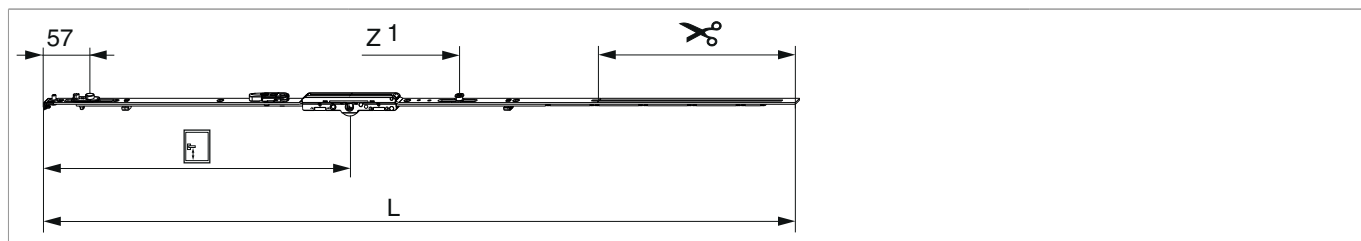
## Disegni tecnici



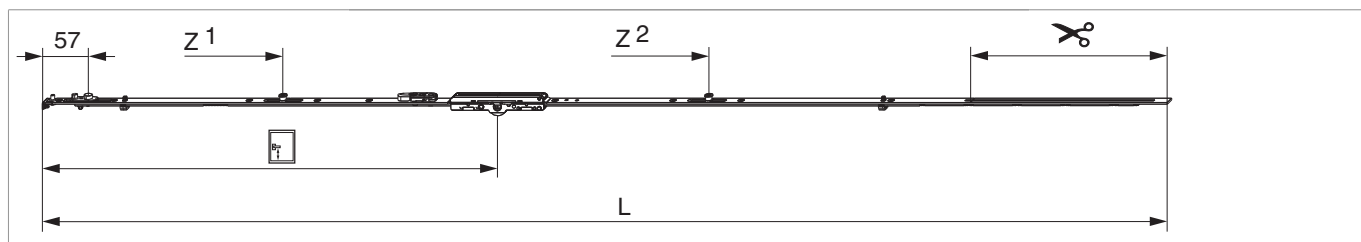
212028



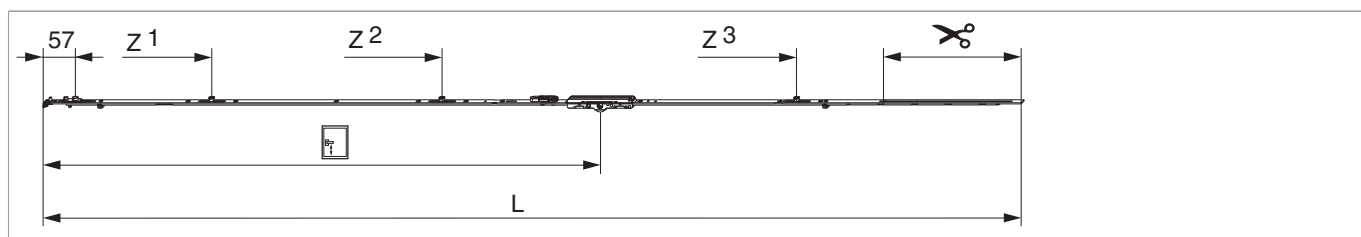
212029



212031



212035



212038