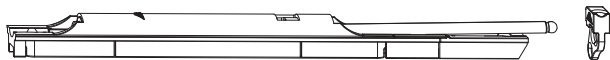




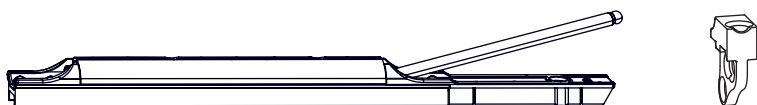
8.5 Trasferimenti di carico

8.5.1 Lato cerniera C



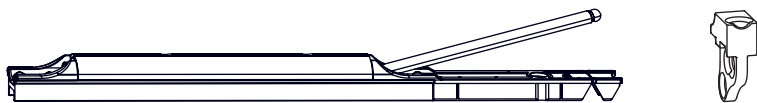
			N ^o
Componente telaio	- kg	Roto Sil	2005292
Elemento anta	- kg	Roto Sil	2005293



8.5.2 Lato cerniera Designo (AF 13)



			N ^o
Elemento anta	- kg	Roto Sil	567972
Componente telaio	- kg	Roto Sil	565254

8.5.3 Lato cerniera Designo (AF 9)



			N ^o
Elemento anta	- kg	Roto Sil	603079
Componente telaio	- kg	Roto Sil	603215

