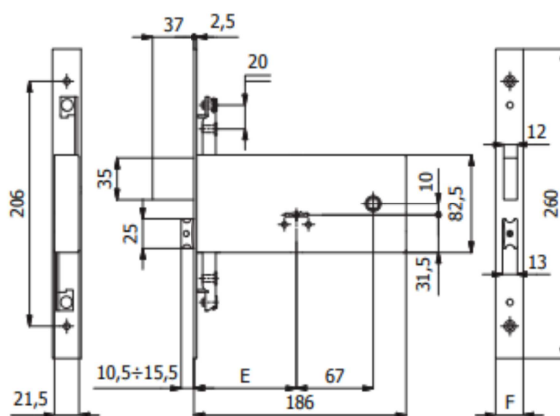







SCHEDA TECNICA

PARIDE



SERRATURA DOPPIA MAPPA 5960 OMEC



COD.	E	F		mandate throws			
5960	90	25	5100/06	4	1,40	1	5
5960/F22	90	22	5100/06	4	1,38	1	5
5960/1	Chiavi lunghe Long keys		5101/06	-	+ 0,01	-	-

WWW.FERRAMENTAPARIDE.IT