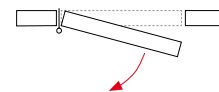


# SA ALUM

## SA 120 / SA 180

Cerniera per porte in legno e alluminio. Intensità della tensione di chiusura regolabile mediante tappo multipunto. Finitura in angolo retto e tondo. Possibilità di realizzazione in colori RAL a richiesta.



### Materiali esterni

- bandella: alluminio anodizzato
- tappo regolazione: zamac cromato o verniciato
- rondelle: poliammide

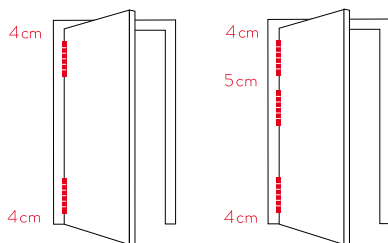
### Materiali interni

- asse all'interno: acciaio inox AISI 304
- molla interna: set lamiera d'acciaio al carbonio con grasso protettore

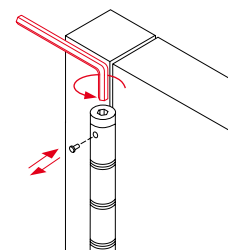
### Funzionamento

- applicazione: adatto per porte interne/esterno
- ritorno automatico: sì
- regolatore di potenza: sì
- apertura massima: 180°
- cicli: più di 500.000

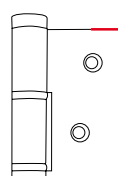
### Corretta installazione 2 e 3 cerniere



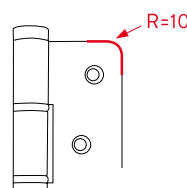
### Tensione



3 punti di tensione

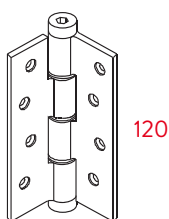


bordo dritto

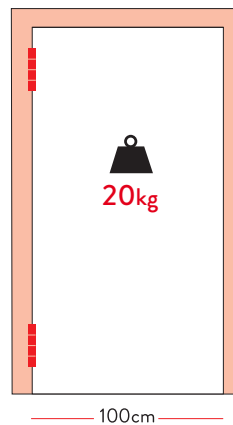
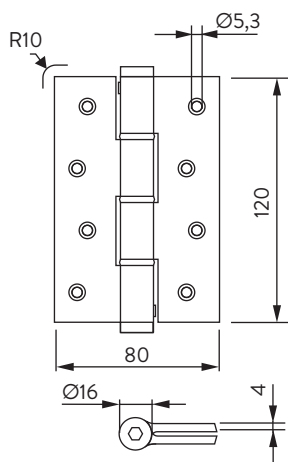


bordo rotondo

## SA 120

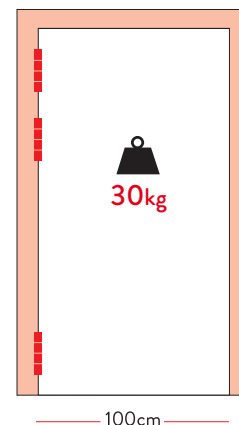


120



20kg

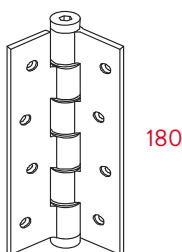
100cm



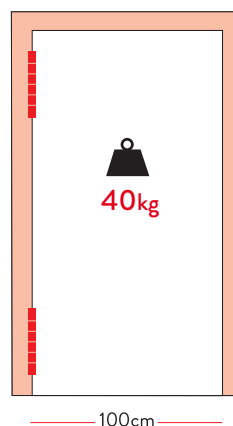
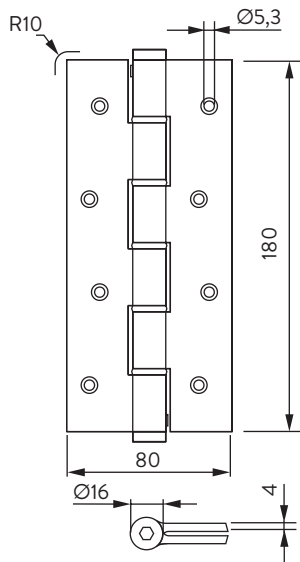
30kg

100cm

## SA 180

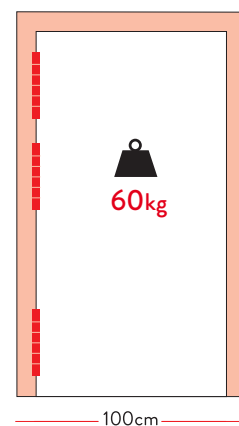


180



40kg

100cm



60kg

100cm